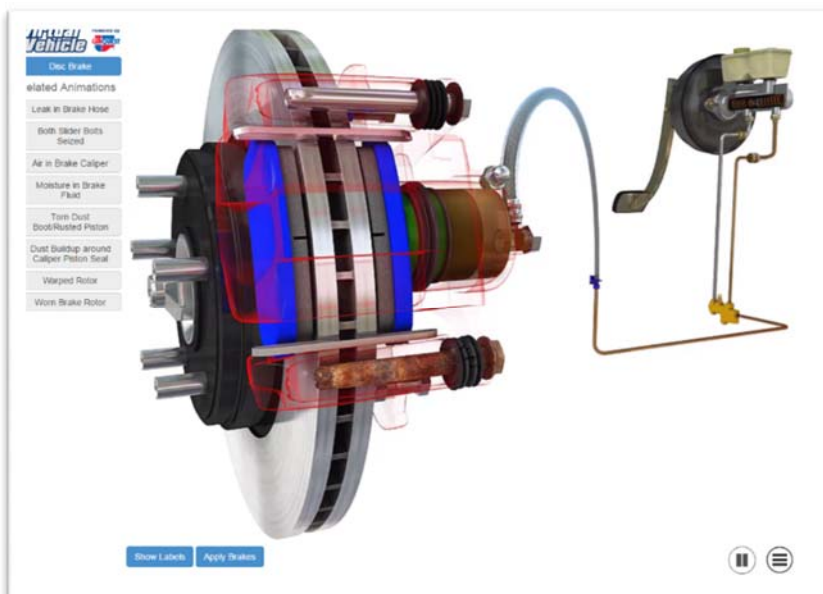
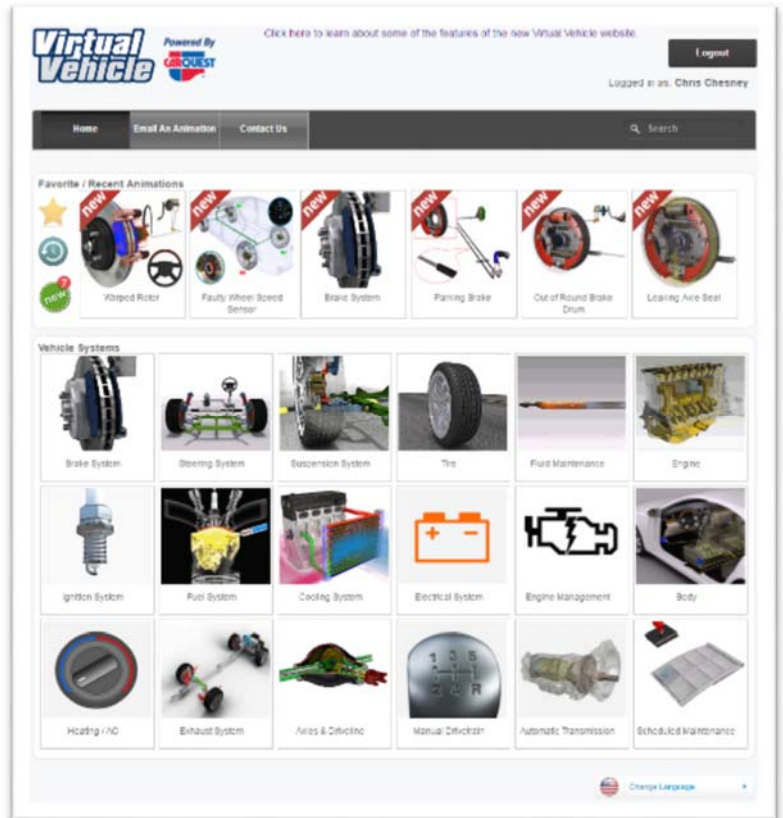




Engage your students with technically accurate animations

CARQUEST Technical Institute is happy to provide Virtual Vehicle access to any Not for Profit vocational education program at no cost. Virtual Vehicle contains over 300 animations that accurately depict normal and failure mode automotive system operation. By completing a simple enrollment process, Virtual Vehicle will be available to all students and staff on campus from any internet enabled computer.



Features and benefits include:

- Ability to demonstrate failure modes in the classroom
- Email or text videos to students to view for assignment
- Integrate with your current courseware for additional context and understanding
- Unlimited use of content that is constantly up to date

To register visit virtualvehiclemd.com. Select Access the Site and Create an Account



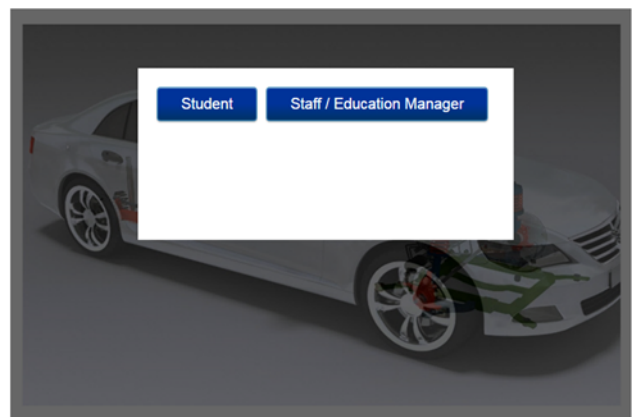
Follow these easy steps to create a Virtual Vehicle account for your school

1. Visit virtualvehicledm.com
2. Select Access the Site
3. Select Create an Account
4. Select Educational
5. Complete form and Submit
6. CTI will contact you to

complete the enrollment as soon as possible (while waiting for CTI to respond, please contact your IT support team and ask for the **'public IP range'** for your campus. The CTI administrator will need this information to allow students to login without credentials from anywhere on campus.)

How to login on campus

1. Visit virtualvehicledm.com
2. The screen shown here will appear
 - a. Students will automatically be logged into the system
 - b. Staff must login to be able to access the additional tools
3. Staff has ability to email or text links to any of the animations directly to students by selecting 'Email an Animation'



To register visit virtualvehicledm.com. Select Access the Site and Create an Account