


CAR MAINTENANCE TIPS



BELTS

Make sure there are no cracks, wear, tear, or stripping on either piece of rubber



BRAKES

If you see less than 1/4 inch of pad, you may want to have your brake pads inspected or replaced.




OIL

Oil changes should come every three months, given you've used your automobile for at least 5,000 kilometers



BATTERY

See any green, white, grey, or blue gunk around your battery's terminals? This corrosion can cause battery problems, even though it could be fully charged.



SHOCKS

Does your car dip or swerve under braking? If so you need to have your shock absorbers checked.



ENGINE

Getting your engine's codes checked at an auto parts dealer as soon as it pops up is an effective means of preventing serious problems in the future.




LIGHTS

Preferably more than once a month, check all the exterior lights your vehicle houses. Any bulbs not working, or dimmed? Try wiggling them first.



SPARK PLUGS

When your engine misfires it causes the vehicle to halt for a fraction of a second and then continues its usual movement.



TIRES

Check remaining tread with a quarter. Tires typically come equipped with 12/32 inches of tread; 4/32 inches in length, a change is warranted.



EXHAUST

A broken muffler may cause the car to have a louder sound than before. Thumping or clunking may indicate that something is broken in the exhaust system.



24 Fraser Road
Leamington ON N8H 4E5
Canada
www.dtauto.ca

